

Grandview Reversals Workbook

Here are worksheets to help students with number and letter reversals.

Numbers:	2, 3, 4, 5, 6, 7, 9
Lowercase Letters:	a, b, c, d, e, f, g, h, j, k, m, n, p, q, r, s, u, y, z
Bb/Dd Discrimination:	Strategies to tell the difference between Bb versus Dd.

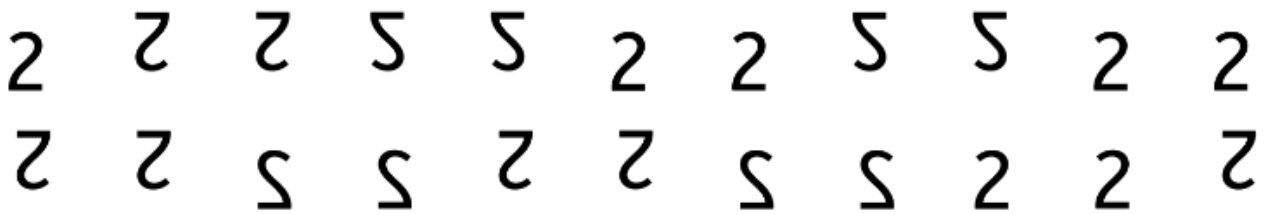
Number Reversals

Here are some activities to practice correct number formation and orientation:

- Form numbers using playdoh
- Use large/sidewalk chalk to practice making large size numbers
- Use bins filled with rice, sand, or flour to trace numbers
- Use pipe cleaners to form numbers
- Trace numbers on the shower wall or on a mirror using shaving cream




Circle all the correct number "2"s.



Highlight the correct number "2"s.

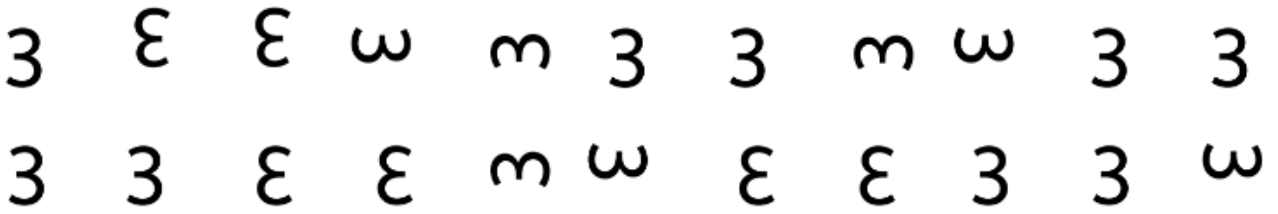
2	2	5	2	2	5	2	5	2	2	2	2	2
2	5	5	2	2	2	2	2	5	2	2	5	5
2	2	2	2	5	2	2	2	2	2	2	2	5

Print the number "2".






Circle all the correct number "3"s.

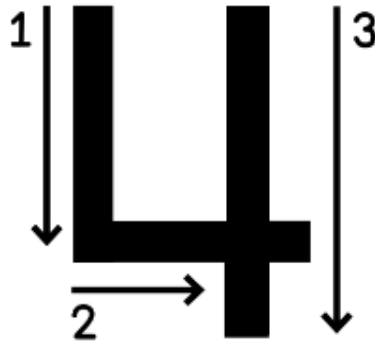


Highlight the correct number "3"s.

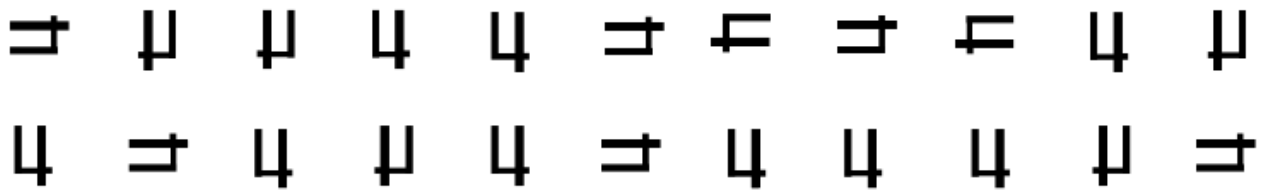
3	3	3	3	3	9	9	8	3	3	3	8
9	8	8	3	3	9	3	3	8	3	8	9
8	9	9	8	3	3	3	3	3	3	3	3

Print the number "3".





Circle all the correct number "4"s.

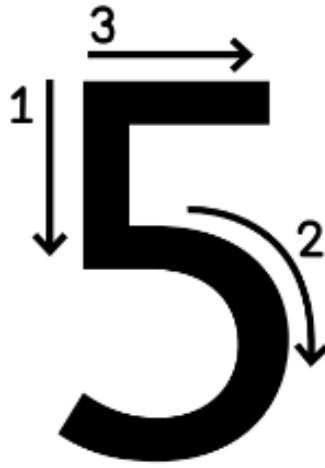


Highlight the correct number "4"s.

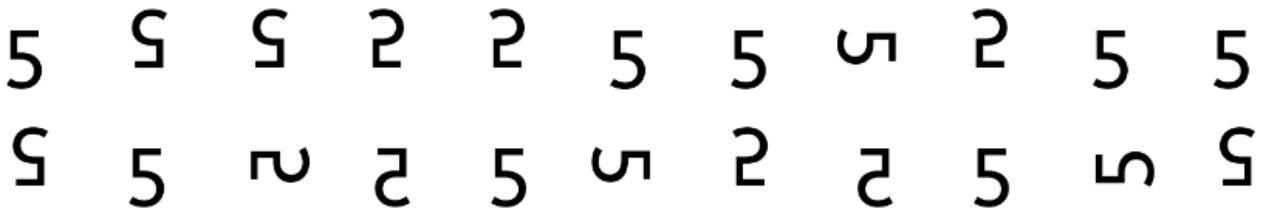
4	4	7	4	4	4	4	7	7	4	4	4	
μ	4	7	4	π	π	4	7	π	7	4	7	π
π	4	4	4	μ	7	4	4	4	4	4	7	π

Print the number "4".






Circle all the correct number "5"s.



Highlight the correct number "5"s.

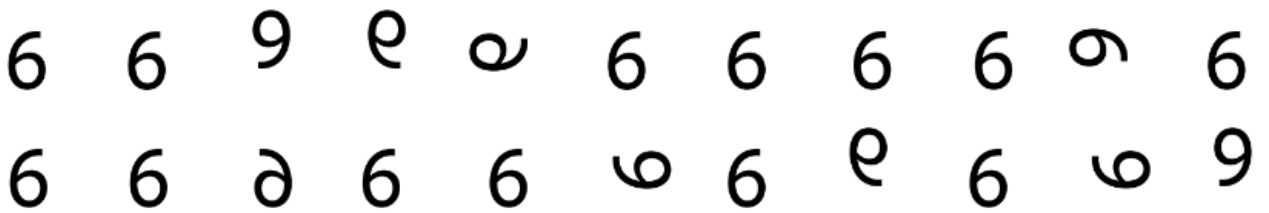
5	5	5	5	5	5	5	5	5	2	5	5	5
5	5	5	5	5	5	5	5	5	2	5	5	5
5	5	5	5	5	2	5	5	5	5	5	5	5

Print the number "5".






Circle all the correct number "6"s.



Highlight the correct number "6"s.

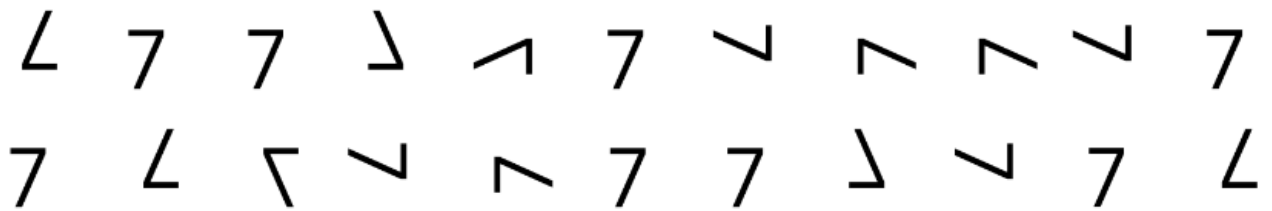
9	9	9	9	9	6	6	6	9	9	9	6	6
6	6	6	9	9	6	9	6	9	9	9	9	6
9	9	6	6	6	6	9	6	6	6	6	6	6

Print the number "6".






Circle all the correct number "7"s.

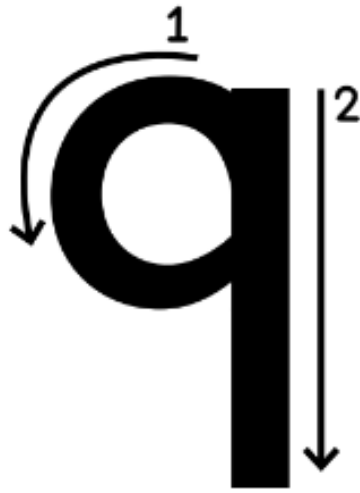


Highlight the correct number "7"s.

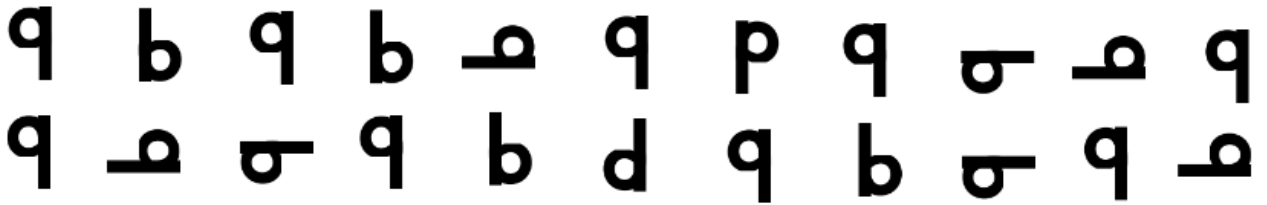
↖	∟	↗	↘	∟	7	7	7	↘	↗	∟	7	7
↘	↗	7	7	7	7	∟	7	∟	7	7	7	↘
7	7	7	∟	↗	↘	∟	7	7	7	↘	↗	∟

Print the number "7".





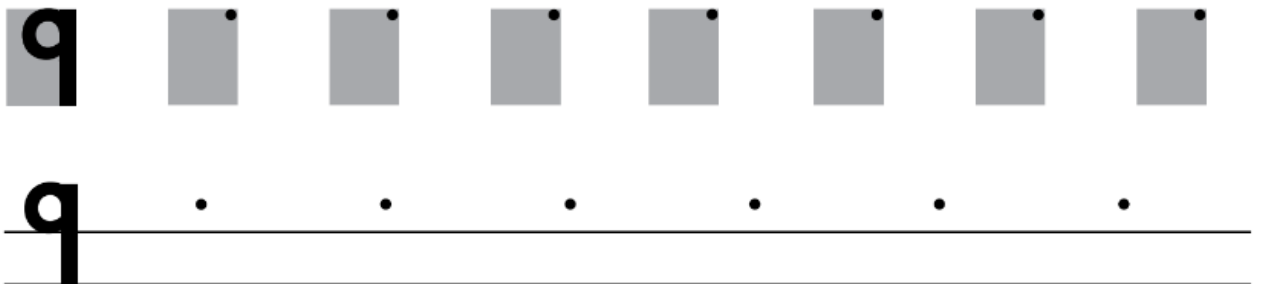
Circle all the correct number "9"s.



Highlight the correct number "9"s.

9	6	9	9	9	9	9	6	9	9	9	9
9	6	9	6	9	9	6	6	9	6	9	9
9	9	9	9	9	9	9	9	9	6	9	6

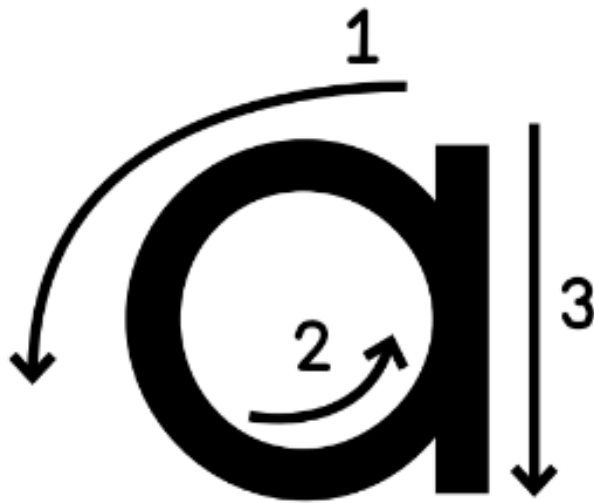
Print the number "9".



Lowercase Letter Reversals

Here are some activities to practice correct letter formation and orientation:

- Form letters using playdoh
- Use large/sidewalk chalk to practice making large size letters
- Use bins filled with rice, sand, or flour to trace letters
- Use pipe cleaners to form letters
- Trace letters on the shower wall or on a mirror using shaving cream



Circle all the correct letter "a"s.

a Ω a σ Ω σ a a Ω a Ω
σ ρ ρ a ρ a a Ω ρ a Ω

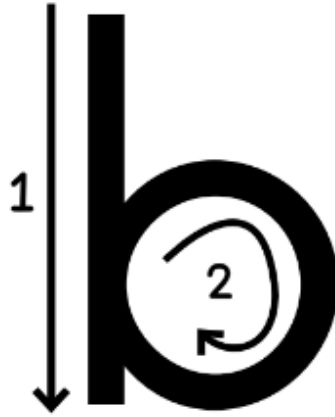
Highlight the correct letter "a"s.

a	a	a	ρ	a	a	a	a	Ω	ρ	σ	Ω	ρ
ρ	ρ	a	ρ	a	σ	σ	a	ρ	σ	Ω	a	a
ρ	Ω	a	a	a	Ω	Ω	a	a	a	a	a	Ω

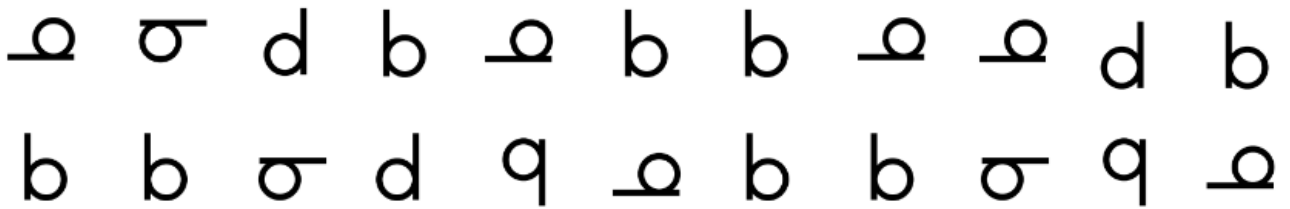
Print the letter "a".

a

a





Circle all the correct letter "b"s.

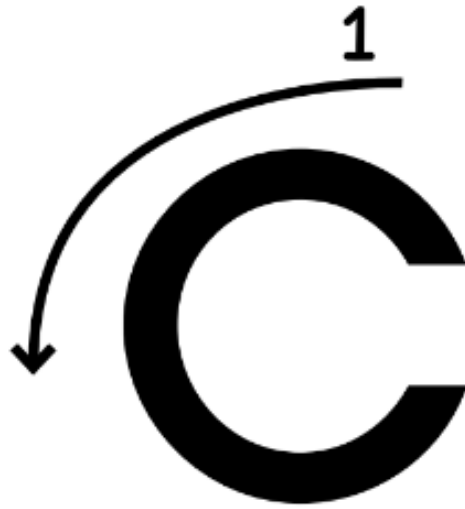


Highlight the correct letter "b"s.


q	a	d	o	d	a	a	o	b	b	b	d	o
q	d	b	b	b	b	b	q	b	q	b	b	b
b	b	b	o	d	a	b	b	b	d	a	a	d

Print the letter "b".






Circle all the correct letter "c"s.

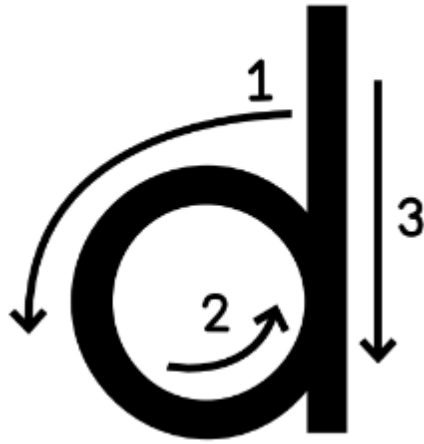


Highlight the correct letter "c"s.

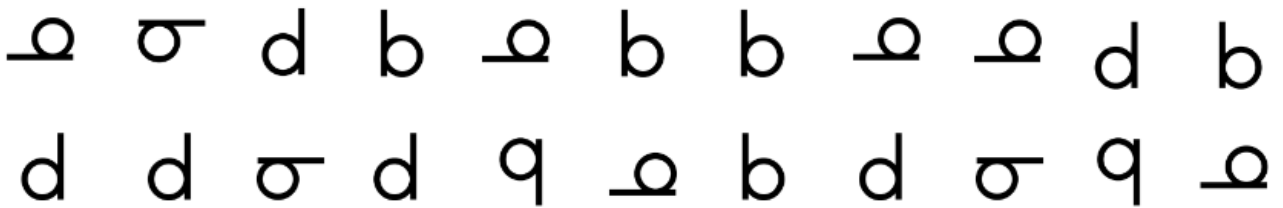
U	C	C	U	C	C	C	U	U	C	C	C	C
U	C	C	C	C	U	C	U	C	C	U	U	U
C	C	U	C	U	C	C	C	C	C	U	U	U

Print the letter "c".






Circle all the correct letter "d"s.

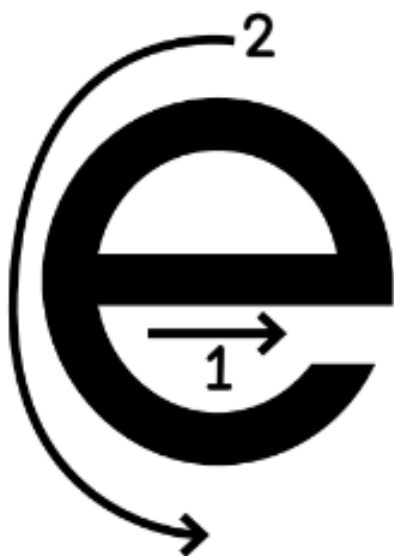


Highlight the correct letter "d"s.

q	a	d	d	d	a	a	d	d	d	b	q	o
d	d	d	b	d	b	b	d	b	d	b	b	b
b	b	b	o	d	d	d	d	b	d	d	d	d

Print the letter "d".





Circle all the correct letter "e"s.

ə e e e ɒ ɔ e e ə ə ɒ
 ɒ ɒ ɒ e e e ɒ ə e e ɒ

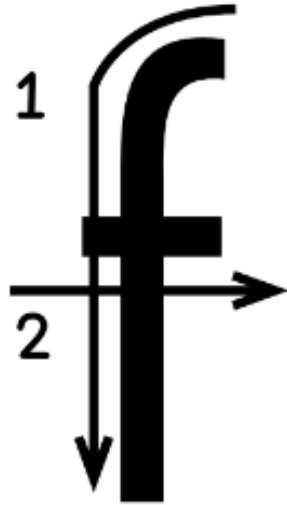
Highlight the correct letter "e"s.

ɒ	ɒ	ɒ	e	e	e	ə	ɒ	ɒ	ə	e	e	e
e	e	ə	e	ə	e	e	e	e	ɒ	e	ə	e
ə	e	e	e	ɒ	ɒ	ɒ	ə	e	e	e	ɒ	e

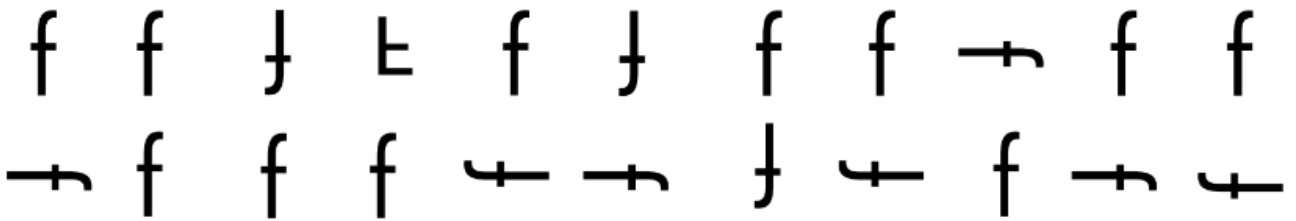
Print the letter "e".

e

e




Circle all the correct letter "f"s.

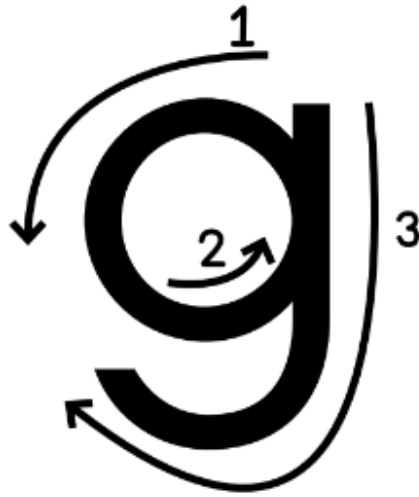


Highlight the correct letter "f"s.

f	j	t	f	f	f	j	j	t	f	f	f	t
f	f	f	f	t	f	t	f	f	f	j	f	j
j	j	j	t	j	f	f	f	t	j	t	f	f

Print the letter "f".





Circle all the correct letter "g"s.

g n e e g t e n g g t
n e t n e g g t t t n

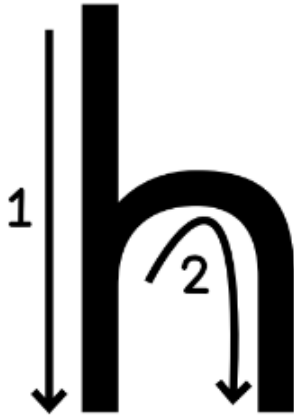
Highlight the correct letter "g"s.

g	g	t	e	n	e	n	t	e	t	e	n	n
t	g	g	g	g	t	t	g	g	g	g	e	n
t	n	n	e	g	g	g	g	n	t	g	g	g

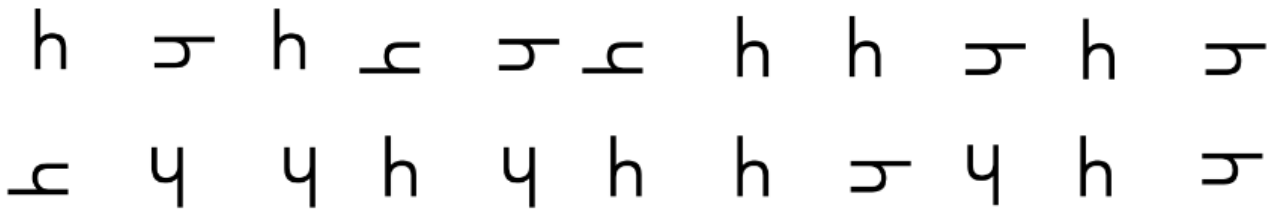
Print the letter "g".

g

g




Circle all the correct letter "h"s.

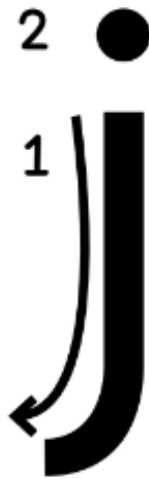


Highlight the correct letter "h"s.

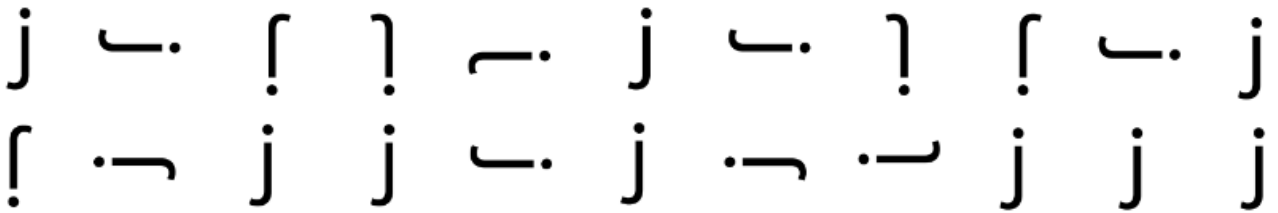
c	h	h	h	c	a	h	h	h	h	y	c	a
c	h	y	h	a	c	h	y	y	h	h	h	y
h	h	y	h	h	h	h	a	c	a	c	h	h

Print the letter "h".






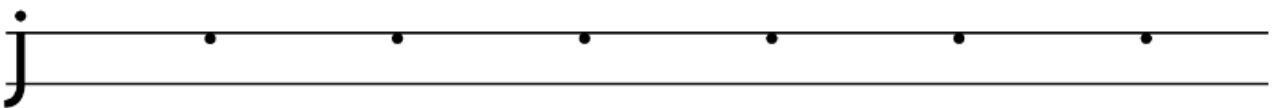
Circle all the correct letter "j"s.

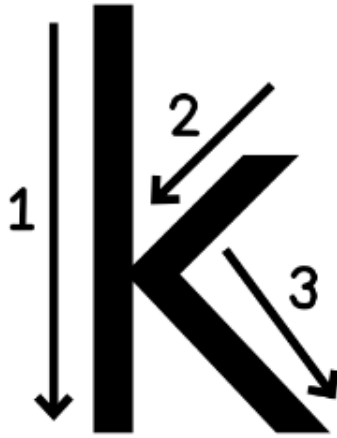


Highlight the correct letter "j"s.

·	·	·	!	!	·	·	!	·	!	·	j	j
j	j	j	j	j	·	·	j	j	j	·	j	·
·	·	!	!	j	j	j	j	·	j	j	j	·

Print the letter "j".





Circle all the correct letter "k"s.

ʝ k k k ʞ ʞ k k ʝ ʝ ʞ
 ʞ ʞ ʞ k k k ʞ ʝ k k ʞ

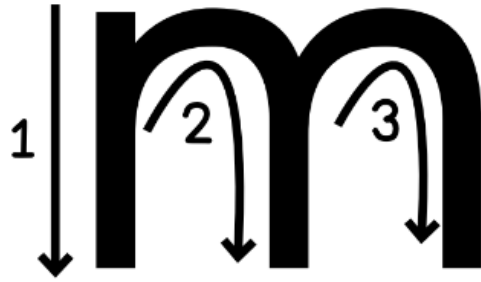
Highlight the correct letter "k"s.

k	ʞ	ʝ	ʝ	ʝ	ʝ	k	k	k	k	k	ʞ	ʝ
k	k	k	k	ʞ	ʞ	k	ʞ	ʝ	ʞ	k	ʞ	ʞ
ʞ	ʞ	ʞ	k	k	k	k	ʞ	ʞ	ʝ	k	k	k

Print the letter "k".

k

k



Circle all the correct letter "m"s.

m w m 3 ε m ε 3 m 3 w
ε 3 m w m 3 m m w ε m

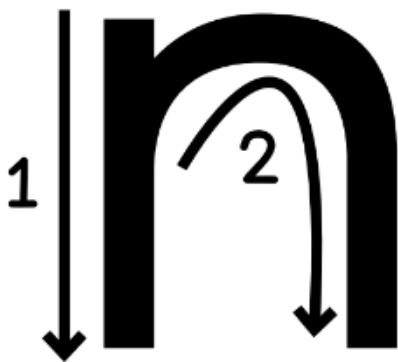
Highlight the correct letter "m"s.

ε	3	ε	w	m	m	m	m	3	ε	w	m	m
m	m	m	w	m	ε	3	m	m	m	w	m	3
m	w	m	m	m	w	ε	3	ε	m	m	m	ε

Print the letter "m".

m

m



Circle all the correct letter "n"s.

ɹ ɹ n u n u ɿ ɿ n ɿ u
u ɿ ɹ ɿ ɿ n ɹ n ɹ n ɿ

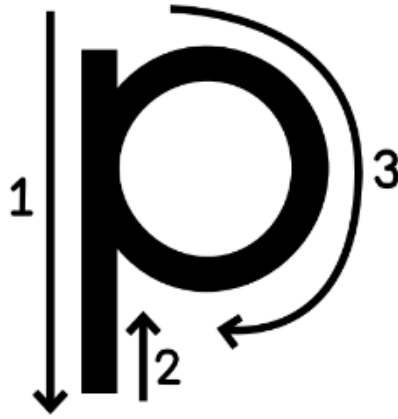
Highlight the correct letter "n"s.

u	ɿ	u	n	n	n	u	u	ɿ	ɹ	n	n	n
u	n	n	n	u	n	n	ɹ	n	n	n	ɿ	ɿ
n	n	ɿ	ɹ	ɹ	u	n	n	n	u	ɿ	ɹ	u

Print the letter "n".

n

n



Circle all the correct letter "p"s.

p q d p d r p d r p q
r d p r q q d p d q r

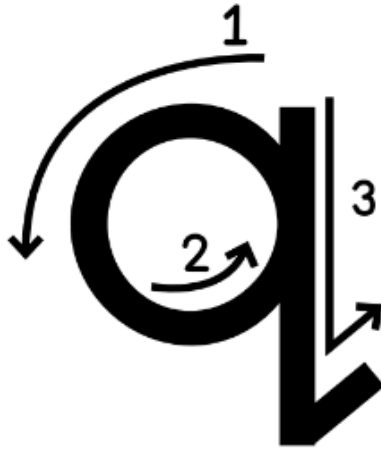
Highlight the correct letter "p"s.

d	p	p	p	r	q	d	r	p	p	p	d	q
p	p	r	p	p	d	q	p	p	d	p	p	r
r	q	r	d	p	p	p	p	r	q	q	p	p

Print the letter "p".

p

p



Circle all the correct letter "q"s.

q b s q p s p q p p s
p q s p b s b q q p b

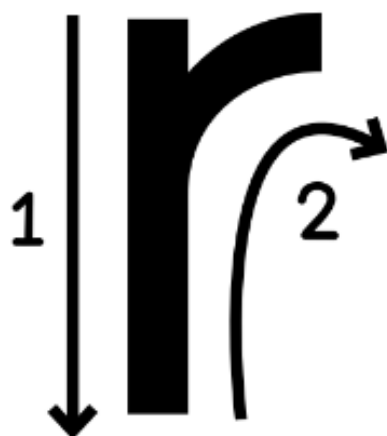
Highlight the correct letter "q"s.

s	p	q	q	q	b	s	q	q	q	q	p	q
q	q	q	p	q	s	q	q	b	s	q	q	q
s	p	p	s	q	q	q	p	p	b	b	b	p

Print the letter "q".

q

q



Circle all the correct letter "r"s.



Highlight the correct letter "r"s

r	r	r	r	j	l	u	r	r	r	j	r	r
j	u	l	r	r	r	u	r	j	r	r	r	j
l	l	u	l	u	r	r	r	u	j	j	j	l

Print the letter "r".





Circle all the correct letter "s"s.

s s s s S S S s s s s
s S S s S s s s S S S S

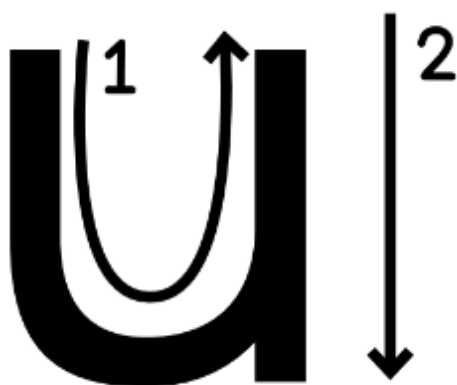
Highlight the correct letter "s"s.

S	S	s	s	s	s	S	S	S	s	s	S	S
s	S	s	s	S	S	S	s	S	s	S	S	s
s	S	S	S	S	s	s	s	S	S	S	s	s

Print the letter "s".

S

S



Circle all the correct letter "u"s.

כ כ u n u n כ כ u כ n
n כ כ כ כ u כ u כ u כ

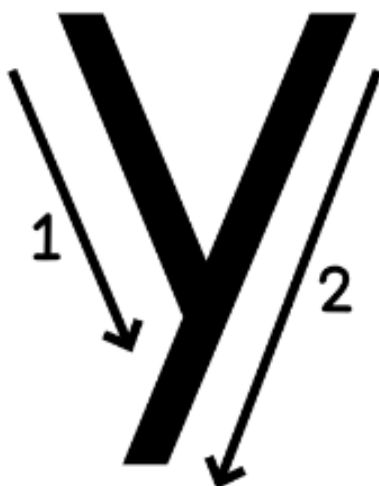
Highlight the correct letter "u"s.

כ	n	כ	n	כ	u	u	u	n	כ	כ	כ	כ
u	u	u	n	כ	u	n	u	u	u	u	u	u
כ	כ	u	u	u	u	כ	n	כ	כ	n	כ	כ

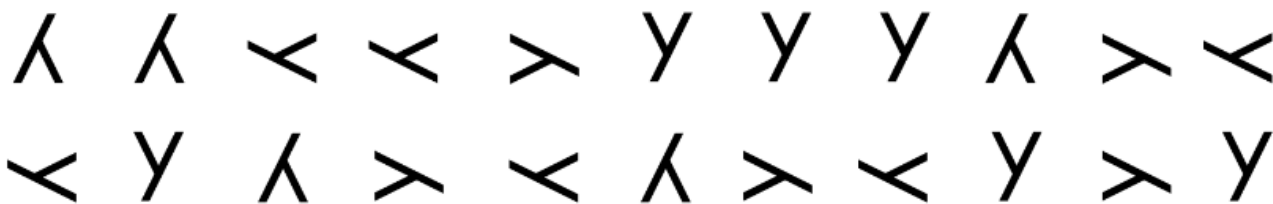
Print the letter "u".

u

u





Circle all the correct letter "y"s.



Highlight the correct letter "y"s.

<	Y	Y	Y	Y	^	>	<	Y	Y	Y	>	^
Y	Y	<	>	Y	Y	<	Y	Y	>	Y	Y	<
Y	^	>	<	^	Y	Y	Y	<	^	<	Y	Y

Print the letter "y".





Circle all the correct letter "z"s.

N Z N Z N N N Z N N Z
N N Z Z N Z Z N Z N N

Highlight the correct letter "z"s.

Z	Z	N	N	N	N	N	N	Z	Z	Z	Z	N
N	Z	Z	Z	N	N	Z	Z	Z	N	N	Z	Z
N	N	N	Z	Z	Z	Z	N	N	N	N	N	N

Print the letter "z".

Z

Z