

Grandview K4r

Echolalia: Learning Language Through Scripts

Module 8 (Part 4) – Let's Model When You Hear Single Words Matching the Moment

1

1

Putting it into Practice:
Keep Your Own Child in Mind!




Grandview K4r 2

2

Modeling When You Hear Single Words That Match the Moment

- Single words that match the moment are more flexible than echoes



Grandview K4r 3

3

Example - Single Words That Match the Moment




Clinician: A white duck. Cluck cluck cluck.
 Child: **Chicken**
 Clinician: Chicken on!
 Clinician: A chicken in!
 Clinician: Ooh, duck in.
 Child: **Pig**
 Clinician: Pig's in.
 Child: (unintelligible)
 Child: **Horse no?** Horse no?
 Horse No?
 Mom: Where did it go?
 Clinician: Hmm, where are they?
 Mom: Ready or not?
 Child: Here you go.
 Clinician: Oh, the horse is under you!
 Child: aha!
 Clinician: There's the horse!


 4

4

Modeling When You Hear Single Words That Match the Moment

- Introduce new words
- At first, focus on **tangible** words:
 - Labels (names of things – e.g., shoe, sky, button)
 - Describing words (e.g., hot, sticky, fast, soft, messy)
 - Location words (e.g., on, under, behind)
- Use gestures to show the meaning (e.g., point to the object as you say the name)



 5

5

Modeling When You Hear Single Words That Match the Moment

- Expand - Match their word and add more words to model different word combinations
- e.g., **Block**:
 - a BIG block
 - MY block
 - a PINK block
 - the block's ON
 - MORE blocks
 - the block fell OFF




 6

6

Modeling When You Hear Single Words That Match the Moment

- Children need **multiple exposures** to learn new words in a variety of different contexts
- Reinforce the meaning of words with hands on experience, using as many senses as possible



Grandview K4r 7


7

Let's Practice!

Zuma uses words that match the moment and is starting to combine two words together.

He is playing with cars.

What could you model?



Grandview K4r 8

8

Let's Practice!

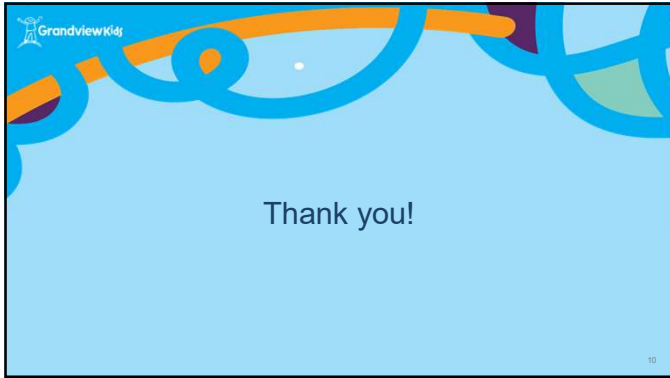
Examples:

- Car → A blue car!
- Car → A fast car!
- Go → Go faster!
- On → On the road
- No go → Don't go!
- Mine car → My car!



Grandview K4r 9

9



10
