

Grandview K4r

# Echolalia: Learning Language Through Scripts

Module 8 – Let's Model  
Part 1 (An overview)

1

---

---

---

---

---

---

---

---

1

Putting it into Practice:  
Keep Your Own Child in Mind!



Grandview K4r 2

---

---

---

---


---

---

---

---

2



## Strategies we will discuss

- Let's CONNECT
- Let's LISTEN
- Let's ACKNOWLEDGE
- Let's PLAY
- Let's MODEL
- Let's WAIT

Grandview K4r 3

---

---

---

---

---

---



---

---

3

**Let's Model!**

- Model natural language in context that's immediately useful
- Avoid "Say..."

4

---

---

---

---

---



---

---

---

**Let's Model!**

- Focus on comments / statements rather than questions
- Watch out for testing or sneaky questions!
  - WH-questions (what's this? What colour? Where's the \_\_\_?)
  - Yes/no Questions (Are you eating? Is it red? Is it a cow?)
  - Intonation questions (It's red? That's a cow?)

5

---

---

---

---

---

---

---


---

**Let's Model for All the Reasons We Use Language**

Think about the different **reasons** a child might need to communicate and match the moment when you model.

- Requests – e.g., "I wanna \_\_\_" ; "Let's play" ; "I need help", etc.
- Commenting – e.g., "It's wet"
- Communicating feelings/states e.g. "I'm hungry";
- Protesting – e.g., "It's not done!"
- Rejecting – e.g., "Not that!"
- Ending an activity – e.g., "I'm done"
- Transitions (e.g., "It's outside time")
- Self-advocating (e.g., "I need a break"; "I don't like that")
- Seeking attention (e.g., "Look at me!")
- Expressing shared joy (e.g. "This is fun!", "I like it!")

... and more!



6

---

---

---

---

---

---

---

---

### Let's Model for the Time of Day

You can also think about the different times throughout the day where your child might need language!

- Transitions (e.g., "Let's go!"; "It's clean up time")
- Bedtime (e.g., "I'm ready for bed."; "Let's turn out the light")
- Bathtime (e.g., "We need to wash."; "How 'bout some toys?")
- Potty time (e.g., "I need to go potty!"; "Let's wash hands.")
- Getting Dressed (e.g., "We need pants"; "What's next?")
- Meal or snack time (e.g., "I'm hungry"; "Let's have a snack").
- Playing at the park (e.g., "This is fun!"; "I wanna swing.")
- Etc.



7

---

---

---

---

---

---

---

---

### Let's Model and Match the Moment with Common Sentence Starters

You can also show variations of common sentence starters

- **I don't**: I don't want to. I don't like it.
- **That's \_\_\_**: That's mine. That's slippery. That's funny!
- **Let's \_\_\_**: play! Let's eat more. Let's go home. Let's find it. Let's get it.
- **It's \_\_\_**: It's big. It's on. It's my turn. It's scary! It's time to go.
- **I'm \_\_\_**: I'm done. I'm happy. I'm ready. I'm going. I'm playing with it.



8

---

---

---

---

---

---

---

---

### Let's Model!

- Don't demand a response
- Match your models to what you hear your child use



9

---

---

---

---

---

---

---

---

### Let's Model! (Summary)


**When you hear echolalia (scripts)** model language that fits the moment.

**When you hear single words that don't match the moment** model language that does match the moment.

**When you hear single words that match the moment** model something slightly longer by adding new words.

**When you hear phrases/sentences with grammar errors** keep the conversation going and model correct grammar.

Powering Potential | Deliver meaningful, efficient client and caregiver outcomes and experiences



10

---

---

---


---

---

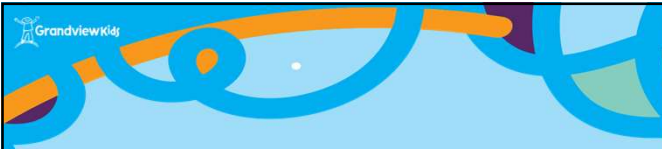
---

---

---



Thank you!



11

11

---

---

---

---

---

---

---

---