

Grandview K4r

Echolalia: Learning Language Through Scripts

Module 7 – Let's Play

1


1

Putting it into Practice:
Keep Your Own Child in Mind!



Grandview K4r 2

2



Strategies we will discuss


- Let's CONNECT
- Let's LISTEN
- Let's ACKNOWLEDGE
- Let's PLAY
- Let's MODEL
- Let's WAIT


Grandview K4r 3

3

Let's Play!



- Children learn best when they're having fun!
- Notice what's fun for your child
 - Play doesn't have to be with toys
- Join in and follow their lead




Powering Potential | Deliver meaningful, efficient client and caregiver outcomes and experiences  4

4

Let's Play (face-to-face)




Position yourself face-to-face so you can see your child's face and they can see yours


Powering Potential | Deliver meaningful, efficient client and caregiver outcomes and experiences  5

5

Let's Play! (join in)

- Start playing too!
- Aim for fun!







Powering Potential | Deliver meaningful, efficient client and caregiver outcomes and experiences  6

6

Let's Play (copy them)

- Imitate their actions
- Try a duplicate toy if you need to



Powering Potential | Deliver meaningful, efficient client and caregiver outcomes and experiences  7


7

Let's Play (be a fun partner!)


- Be a fun play partner!
 - Follow the child's lead – if they don't like it, try something else!
 - Include what your child likes!
- DON'T demand or pressure them to play a certain way
- DON'T tell them how to play
- DON'T quiz them

Powering Potential | Deliver meaningful, efficient client and caregiver outcomes and experiences  8

8



Thank you!

 9

9
