

Grandview K4r

Echolalia: Learning Language Through Scripts

Module 5 – Let's Listen

1


1

Putting it into Practice:
Keep Your Own Child in Mind!



Grandview K4r 2

2




Strategies we will discuss


- Let's CONNECT
- Let's LISTEN
- Let's ACKNOWLEDGE
- Let's PLAY
- Let's MODEL
- Let's WAIT

Grandview K4r 3

3

Listen With Your Ears and Eyes




Powering Potential | Deliver meaningful, efficient client and caregiver outcomes and experiences  4

4

Let's Listen!

- What is the child saying and/or how are they sending messages?
 - Standing close to something
 - Reaching or pointing or looking
 - Putting your hand on something
 - Pushing something away or turning away
 - Using gestures, movements, or signs
 - Humming or using sounds (including "gibberish" or "jargon")
 - Using words (including scripts)


 5

5


Let's Listen!

- When we hear a script, pay attention to what's going on at that moment
 - What is their face or body telling you about what they mean?
 - Where did that script come from?
 - Are there other times you hear the same words? What does this time have in common with those times?

Paying attention helps us guess the meaning (communicative intent) behind the script

 6

6




Let's Listen!



Examples:

- Swiper no swiping! → 'I don't like that', or 'stop!'
- Happy Birthday to you → 'this is fun!' or 'I'm happy!' or 'I don't like this!'
- Spiderwebs! → 'I'm scared' or 'it's scary!'
- You're okay → 'I'm hurt' or 'I want a hug'
- Cookie → 'I'm hungry'
- Good job! → 'I did it' "that was fun"
- [Singing lullaby song] → 'I'm tired' or 'I want to go to bed'


Do you have an example from your child?



7



Thank you!



8
