

# Echolalia: Learning Language Through Scripts

Module 10 – Summary and Resources

1

---

---

---

---


---

---

---


---

1



## Putting it into Practice Summary

- Let's **CONNECT**
- Let's **LISTEN**
- Let's **ACKNOWLEDGE**
- Let's **PLAY**
- Let's **MODEL**
- Let's **WAIT**



2

---

---

---

---

---

---

---

---

2



## Share What You Know!

- All the communication partners in your child's life can be sources of language!
- Educate others (e.g., other family members, daycare staff) so that everyone knows how to support your child's language development
- Communicate with other caregivers about scripts you are hearing, interests, etc.





3

---

---

---

---


---

---

---

---

3



## Additional Resources

Grandview Kids Website

- Information and resources for of topics including talking, listening and understanding, play, behaviour, and daily activities (e.g., toileting, eating)

<https://grandviewkids.ca/resources-for-parents-and-caregivers/>

4

4

---

---

---


---

---

---

---

---



## Additional Resources

The Hanen Centre

- Information and Tips - Parent handouts and articles to support interaction and language development

<https://www.hanen.org/information-tips?Articles=true&Autism=true>

5

5

---

---

---


---

---

---

---

---



## Additional Resources

At Grandview Kids, we believe the best learning is through parent and child interaction.

Playtime with Tor (YouTube)

- !!! Should be co-viewed with the child!!
- Alternative to Ms. Rachel made for children who use echolalia

<https://www.youtube.com/@playtimewithtor>

6

6

---

---

---

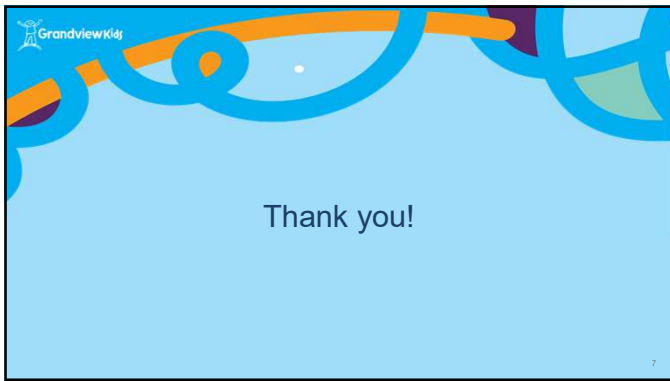
---

---

---

---

---



7

---

---

---

---

---

---

---